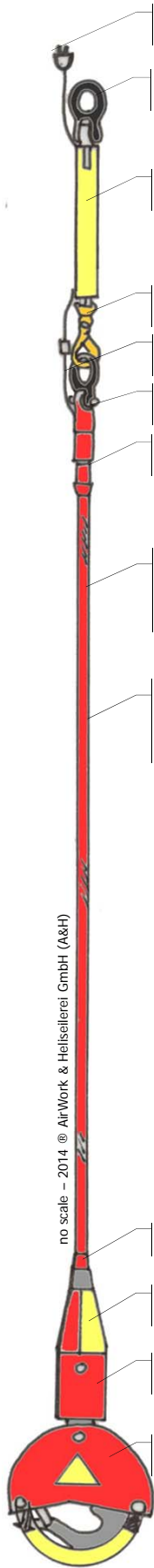


Basic principles of LongLine type

- ❖ TLL 14 kN Transport and construction line
- ❖ TLP 14 kN Logging line

Reliability – you can count on it



no scale – 2014 © AirWork & Heißeiserei GmbH (A&H)

Interface Heli Part 145
Plug required by customer

Fitting in accordance to
interface primary cargo hook

Damper (shock absorbing)

Fitting selection by
interface

Electrical connection

Fitting selection by
interface

Rope end casted or
timbled

Rope WLL 14 kN
∅
Color with/red
Lengts 5 up to 50 m

Electrical wire 4 x
1.23mm2
R-W-Y-BK
24 V / 16 A impulse

Rope end casted

Protection tube
(on rope)

Electrical swivel inside
(on remote hook)

Remote hook
Single hooking


Our part numbers (P/N)		Life times/ service cycles	
sP/N = subpart number			
AS250B3 EC135	sP/N: AW-13 sP/N: AM_KAU_EC135.1 sP/N: AM_EC135/635	Fittings	On condition / 2000 h NDT
Damper Rope PA Wire Cover	P/N: VM-DP_14_1.5_E sP/N: VM-DP_14_1.5ex sP/N: E-SPI_3x1.5 sP/N: SM_VM-DP_20	Damper Rope PA Wire Cover	300 h flight hours / n/a on condition on condition
Connex Safety hook	sP/N: CARW-8-10 sP/N: LHW-7/8-10	Fittings	On condition / 2000 h NDT
Socket Plug	P/N: E-STE_F_AMP P/N: E-STE_M_AMP	Plugs	on condition
Timble Fitting	sP/N: EH_14_KAU on request (design)	Timble/fitting part of rope	
Casted Timbled	sP/N: EH_14_PUR sP/N: EH_14_TIM (std)	Rope end	part of rope
Rope TLL	P/N: TLL_14_xx (length in m) color red/withe, multifile	TLL	2000 h / 6 years, inspection
Rope TLP	P/N: TLP_14_xx (length in m) color red, monofile	TLP	2000 h / 6 years, inspection
Wire	sP/N: E-LE AWG4 elongation >3 %	Wire	removable – multi purpose
Casted	sP/N: EH-14_PUR	Rope end	part of rope
Goggel Stamp	P/N: VM-GO_14 sP/N: VM-GO_14_STE	Goggel Stamp	on condition on condition
Swivel Sleeve	P/N: VM-DG_14/1 or _14/2 sP/N: VM-DG_14_pro	Swivel	on condition, see user guide for testing
Remote	P/N: TM-MC_601_assy P/N: TM-MC_901_assy P/N: TM-MC_1201_assy	Remote hook on condition	see user guide for testing

Life times/ service cycles	
Fittings	On condition / 2000 h NDT
Damper Rope PA Wire Cover	300 h flight hours / n/a on condition on condition
Fittings	On condition / 2000 h NDT
Plugs	on condition
Timble/fitting part of rope	
Rope end	part of rope
TLL	2000 h / 6 years, inspection
TLP	2000 h / 6 years, inspection
Both rope life time renewable up to max. 10 y	
Wire	removable – multi purpose
Rope end	part of rope
Goggel Stamp	on condition on condition
Swivel	on condition, see user guide for testing
Remote hook on condition	see user guide for testing

Pictures / options / references

Document A&H-SB_2013-1_EN

Document PA E-WIRING_14



Documents available on
www.air-work.com
Equipment/User Guides
AWA Part 1 general requirements
AWA Part 2 M-R-O steel
AWA Part 3 M-R-O textile
AWA Part 4 TLL user guide
AWA Part 4 TLP user guide
Equipment/Products
Different informations
Data sheets about different lines

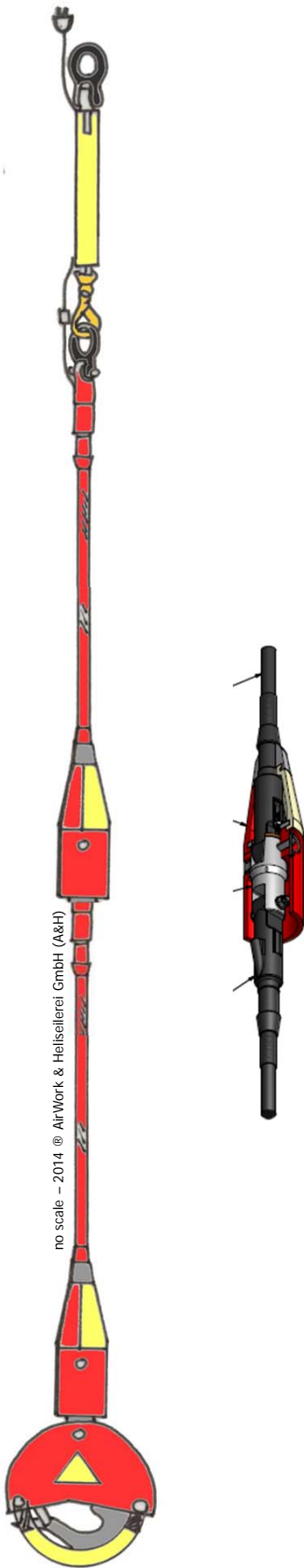
up: A&H meded products
below: third party products, except Stamp and Sleeve



Data sheet TLL/TLP assembly		Änderungen (Historie): Bild Lasthaken angepasst	
ShortLine < 20 m - LongLine > 20 m WLL ≤ 14 kN		Werkstoff/e PES, POL, HMPE, V4A, GRADE 10, SPEC 44, BW, PP, PUR	
Fur dieses Dokument behalten wir uns alle Rechte vor. Ohne unsere ausdrückliche und schriftliche Zustimmung darf es weder dritten Personen mitgeteilt, noch missbrauchlich kopiert oder anderweitig benutzt werden.		Blatt Nr: 1 Blatt Anzahl: 2 A3	
VOR 02_Form-A3h.A. FC 130902R LM -- Printdate 07.09.2015		gezeichnet 26.11.2014 ER Zeichn.Typ	
AirWork & Heißeiserei GmbH (A&H) Your Partner. In Safety!		geändert 07.09.2015 ER BGZ	
A&H Engineering		geprüft 07.09.2015 RB	
Bahnhofweg 1 CH-6405 Immensee		freigegeben 07.09.2015 ER	
		DB TLL-TLP_ASSY.B	
		MS n/a	

Extension of LongLine type

Extension with two or more ropes with goggel (any rope usable as single rope with remote hook)



no scale – 2014 © AirWork & Heliseilerei GmbH (A&H)

EXAMPLES

Damper assy P/N: VM-DP_14_1.5



Rope TLL P/N: TLL_14_20
color red/withe, multifile
both rope end casted

or

Rope TLP P/N: TLP_14_20
color red, monofile
both rope end casted

Goggel P/N: VM-GO_14

Extension P/N: VM-VL_14_E2
Socket and Plug



Rope TLL P/N: TLL_14_45
color red/withe, multifile
both rope end casted

or

Rope TLP P/N: TLP_14_45
color red, monofile
both rope end casted

Extension with two or more ropes with timbled rope end (only the first rope usable as single rope with remote hook, other rope only extensions)



EXAMPLES

Damper assy P/N: VM-DP_14_1.5



Rope TLL P/N: TLL_14_20
color red/withe, multifile
both rope end timbled

or

Rope TLP P/N: TLP_14_20
color red, monofile
both rope end timbled

Connex P/N: CW-10-10
Safety hook P/N: LHW-7/8-10
Socket and Plug



Rope TLL P/N: TLL_14_45
color red/withe, multifile
uper rope end timbled
lower rope end casted

or

Rope TLP P/N: TLP_14_45
color red, monofile
uper rope end timbled
lower rope end casted

Data sheet TLL/TLP assembly ShortLine < 20 m - LongLine > 20 m WLL ≤ 14 kN	Änderungen (Historie): Bild Lasthaken angepasst	Werkstoff/e PES, POL, HMPE, V4A, GRADE 10, SPEC 44, BW, PP, PUR		
		Blatt Nr 2	Blatt Anzahl: 2	A3
Für dieses Dokument behalten wir uns alle Rechte vor. Ohne unsere ausdrückliche und schriftliche Zustimmung darf es weder dritten Personen mitgeteilt, noch missbräuchlich kopiert oder anderweitig benutzt werden. VOR_02_Form-A3h.A, FC 130902R LM -- Printdate 07.09.2015	AirWork & Heliseilerei GmbH (A&H) A&H Engineering Bahnhofweg 1 CH-6405 Immensee	gezeichnet 26.11.2014 ER	Zeichn.Typ	
		geändert 07.09.2015 ER	BGZ	
		geprüft 07.09.2015 RB		
		freigegeben 07.09.2015 ER	DB TLL-TLP_ASSY.B	